



Microsoft



CANVAS

# Transformation of Education

Canvas and Microsoft 365 Integration Roadmap Deck



+



NH Summer 2021





# Teaching and learning is transforming



94% of students WW affected by closures in 2020



#RemoteEverything, including teaching, learning, operations, and the campus experience



Student & faculty expectations for access & choice



Parents and guardians prefer fewer platforms, simpler experiences, and demand to stay informed



Equity and efficacy of online learning is uneven

How Canvas + Microsoft 365 work  
**better together**

## Powerful tools that meet the needs of today's classrooms



**CANVAS**



The critical foundation  
for classroom management



**Microsoft 365**



Best-in-class tools for  
videoconferencing and  
real-time collaboration

# Working together to create an integrated learning platform



Course management  
Content design & setup  
Calendar  
Attendance  
Assignments  
Assessments  
Gradebook  
Outcomes  
Parent engagement  
Reporting  
Analytics



## Teaching and learning re-imagined

- ✓ Complimentary workspaces for teaching and learning
  - ✓ Seamlessly integrated
- ✓ Improved learning environment



## Microsoft 365

Productivity apps  
Chat  
Real-time collaboration  
Video classes  
Breakout groups  
Live engagement  
Social expression  
Secure cloud file storage  
21<sup>st</sup> century skills training

**Integrations available today**



## Available in Canvas today



Create a Teams meeting from the rich content editor



Create assignments and course content using the Office 365 LTI app

Grade Office 365 documents with the Canvas SpeedGrader



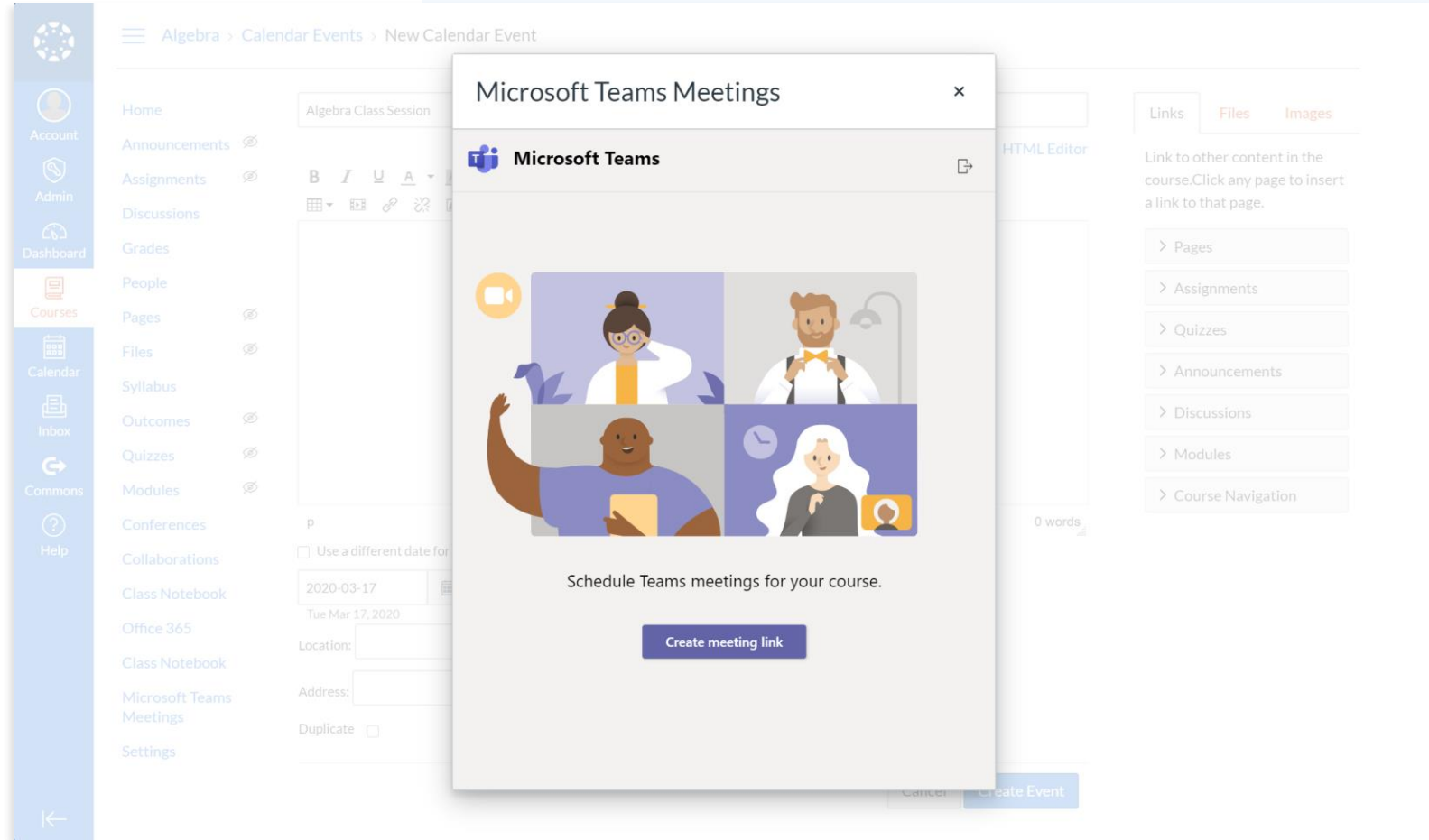
Create a OneNote Class Notebook for your Canvas course



Bring accessibility to all with the Immersive Reader in Canvas Pages

## Create a Teams Meeting link from the rich content editor

- ✓ Create Teams Meeting links from the rich content editor
- ✓ Share Teams Meeting links in assignments, calendar events, and discussions.
- ✓ Access your Teams Meeting from the link within Canvas



Algebra > Calendar Events > New Calendar Event

Microsoft Teams Meetings

Microsoft Teams

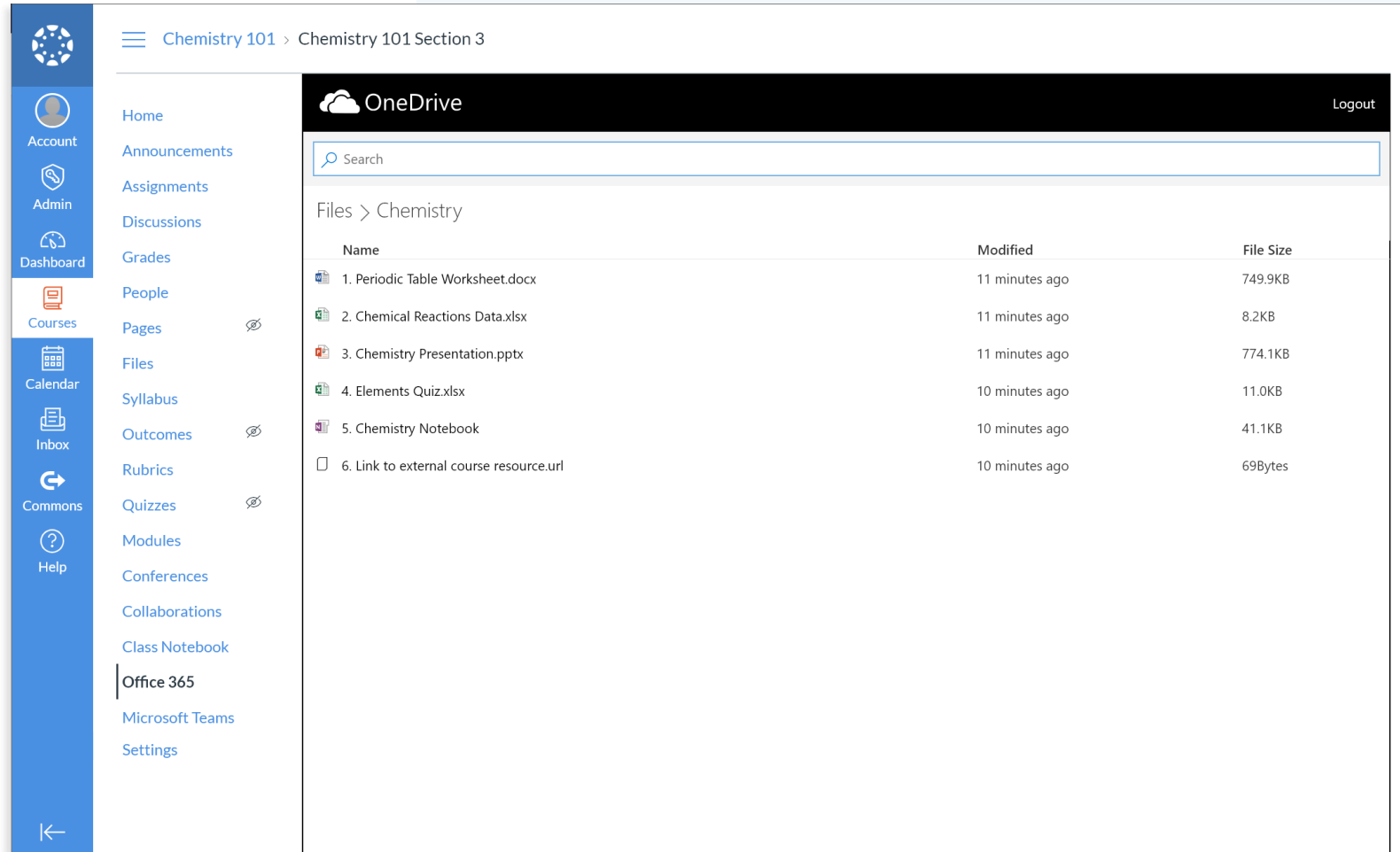
Schedule Teams meetings for your course.

Create meeting link



# Create assignments and course content using the Office 365 LTI app

- ✓ Access your OneDrive files from the course and the rich content editor.
- ✓ Add OneDrive to modules or to Assignments as resources.
- ✓ Create cloud assignments where each student can edit their own copy of a Microsoft file.
- ✓ Work together on Microsoft files using Canvas Collaborations.



The screenshot displays a Canvas LMS interface for a course titled "Chemistry 101" and a sub-section "Chemistry 101 Section 3". On the left is a navigation sidebar with icons for Account, Admin, Dashboard, Courses, Calendar, Inbox, Commons, and Help. The main content area shows a list of course items: Home, Announcements, Assignments, Discussions, Grades, People, Pages, Files, Syllabus, Outcomes, Rubrics, Quizzes, Modules, Conferences, Collaborations, Class Notebook, Office 365, Microsoft Teams, and Settings. The "Office 365" section is expanded to show a OneDrive interface. The OneDrive header includes a search bar and a "Logout" link. Below the header, the path "Files > Chemistry" is shown. A table lists six files with their names, modification times, and file sizes.

Name	Modified	File Size
1. Periodic Table Worksheet.docx	11 minutes ago	749.9KB
2. Chemical Reactions Data.xlsx	11 minutes ago	8.2KB
3. Chemistry Presentation.pptx	11 minutes ago	774.1KB
4. Elements Quiz.xlsx	10 minutes ago	11.0KB
5. Chemistry Notebook	10 minutes ago	41.1KB
6. Link to external course resource.url	10 minutes ago	69Bytes



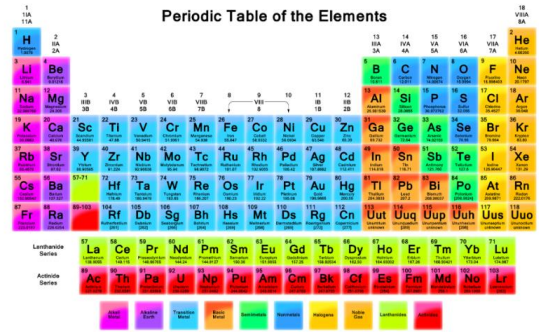
# Grade Office 365 files with the Canvas SpeedGrader

- ✓ Grade Microsoft files in the Canvas SpeedGrader
- ✓ Take advantage of all of the SpeedGrader capabilities including commenting, inking, annotation, and more

Periodic Table Worksheet  
Due: Oct 31, 2020 at 11:59pm - Chemistry 101

1/2 Graded 48 / 50 (96%) 1/2 Average ← ✓ Susanna Snow →

↓ ↻ ZOOM + ↗



Periodic Table of the Elements

What is your favorite element?  
My favorite is Helium.

Which elements are the noble gasses?  
Helium, Neon, Argon, Krypton, Xenon, Radon.

What is the significance of the number in the upper left corner?  
The atomic number, or the number of protons.

How do the number of valence electrons possessed by an element determine its placement on the periodic table?

**Cara Coleman**  
Susanna, I can tell you did your reading very carefully for this assignment! Very well done.

Submitted: Oct 19, 2020 at 8:59am  
Submitted Files: (click to load)  
[Periodic Table Worksheet-524d39-d5ce16.docx](#)

Assessment  
Grade out of 50  
48

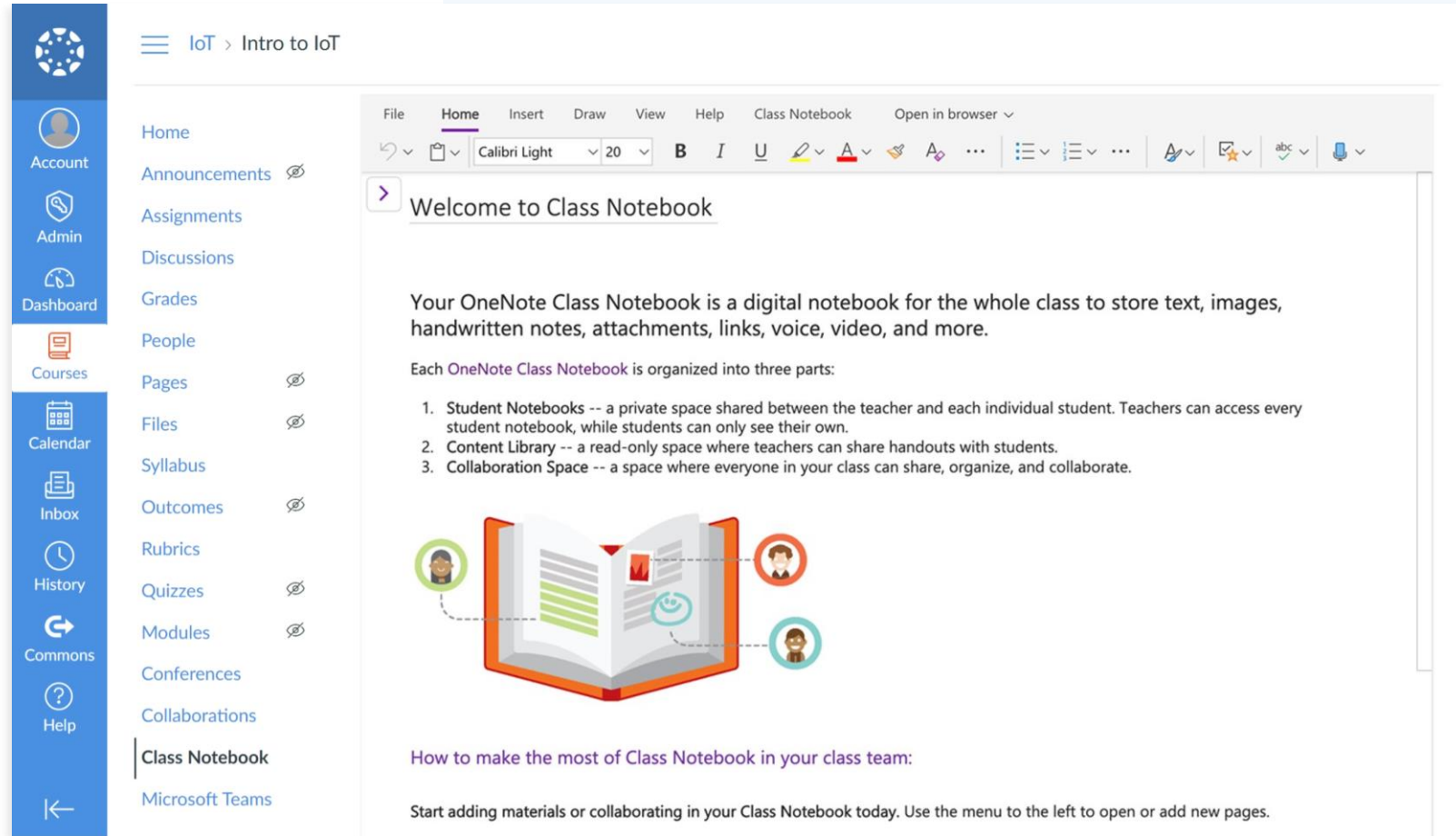
Assignment Comments  
Add a Comment

Submit

Reassign Assignment  
[Download Submission Comments](#)

# Create a OneNote Class Notebook for your Canvas course

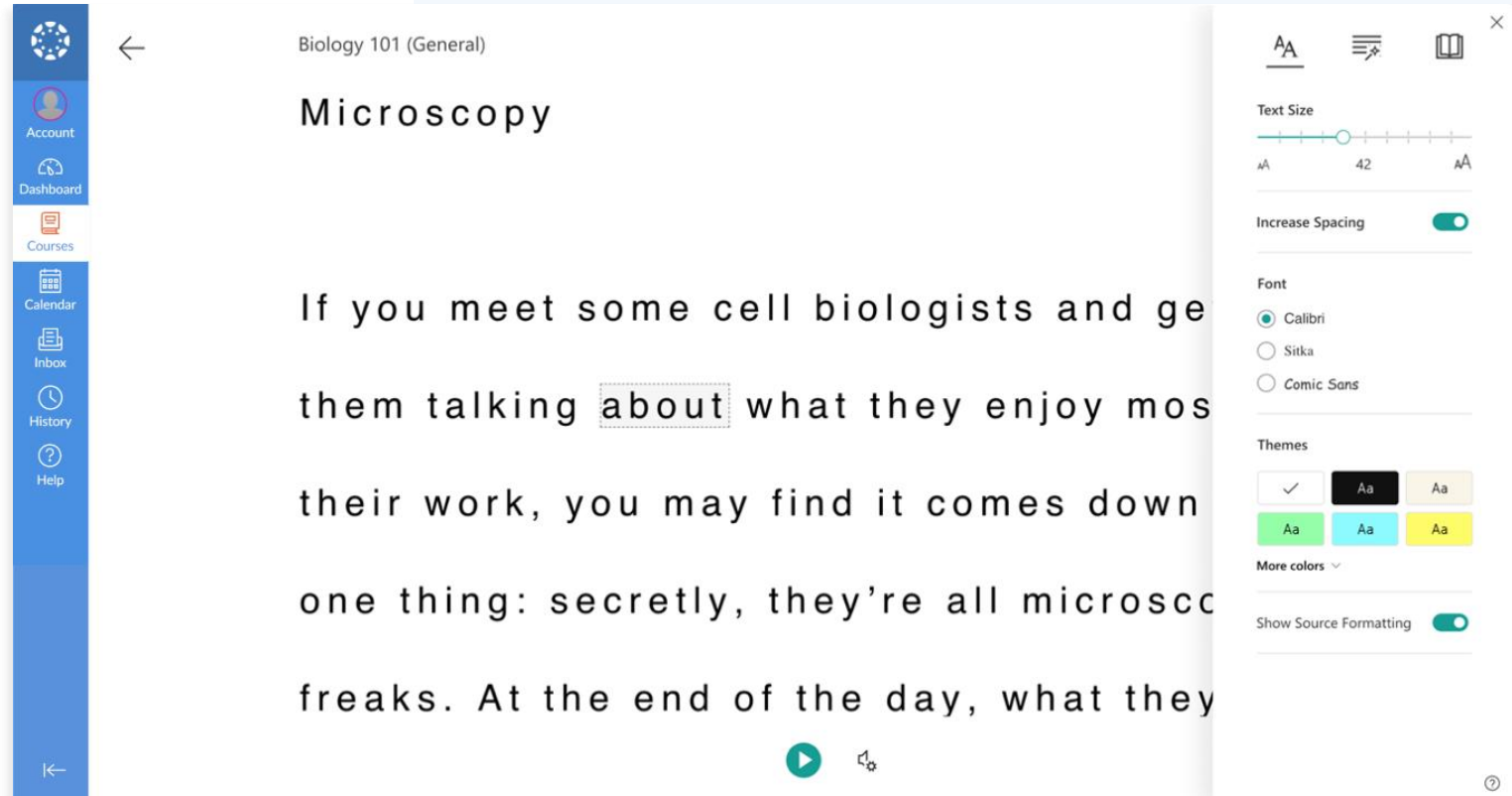
- ✓ Create shared Notebooks that link to each Canvas course
- ✓ A personal workspace for each student, a content library for handouts, and a collaborative space for lessons and creative activities.
- ✓ Automatic setup using the class roster from Canvas.



The screenshot displays the OneNote Class Notebook interface. On the left is a blue navigation sidebar with icons for Account, Admin, Dashboard, Courses, Calendar, Inbox, History, Commons, Help, and a back arrow. The main content area shows a breadcrumb path 'IoT > Intro to IoT' and a list of navigation options: Home, Announcements, Assignments, Discussions, Grades, People, Pages, Files, Syllabus, Outcomes, Rubrics, Quizzes, Modules, Conferences, Collaborations, Class Notebook (highlighted), and Microsoft Teams. The right pane shows the 'Class Notebook' ribbon with tabs for File, Home, Insert, Draw, View, and Help. The 'Home' tab is active, displaying a 'Welcome to Class Notebook' message. The message explains that the notebook is a digital workspace for the class and lists three parts: Student Notebooks, Content Library, and Collaboration Space. Below the text is an illustration of an open book with icons for a teacher and two students. At the bottom, there is a section titled 'How to make the most of Class Notebook in your class team:' followed by the instruction: 'Start adding materials or collaborating in your Class Notebook today. Use the menu to the left to open or add new pages.'

## Bring accessibility to all with the Immersive Reader in Canvas Pages

- ✓ A full screen reading experience to increase the readability of content
- ✓ Improves reading comprehension and accessibility for all students including students learning to read, foreign language learners, and students with learning differences like dyslexia
- ✓ Provides students with a personalized reading experience with ability to:
  - ✓ Adjust and focus text
  - ✓ Break works into syllables
  - ✓ Access real-time translation in over 60 languages



Biology 101 (General)

### Microscopy

If you meet some cell biologists and get them talking about what they enjoy most in their work, you may find it comes down to one thing: secretly, they're all microscopists. At the end of the day, what they

Text Size: 42

Increase Spacing:

Font:  Calibri,  Sitka,  Comic Sans

Themes:  Default,  Aa,  Aa,  Aa,  Aa,  Aa

More colors:  More colors

Show Source Formatting:

**New enhancements** coming soon



## New enhancements coming soon



Create Teams workspaces for each class w/ the new Class Teams LTI app

Access a meetings agenda view w/ the improved Teams Meetings LTI app



Find and embed Office documents with the new OneDrive LTI app



## Create a Teams workspace for each course with the new Class Teams LTI app

With the new Class Teams LTI app, educators and students will be able to more easily navigate seamlessly between Teams and their course in Canvas.

- ✓ Allow an educator to create a Class Team with the proper user roles within a Canvas course based on the enrollment roster of the course in Canvas
- ✓ Respect Teams admin & Canvas privacy policies during Class Team creation
- ✓ After creating the Class Team, educators and students can access the Team from within the Canvas course or Teams
- ✓ Support across desktop, mobile and web platforms

The screenshot displays the Microsoft Teams interface. On the left is a dark navigation sidebar with icons for Home, Account, Dashboard, Courses, Calendar, Inbox (with a '2' notification), Apps, and Help. The main content area shows a list of navigation options: Home, Announcements, Assignments, Discussions, Grades, People, Pages, Files, Syllabus, Outcomes, Quizzes, Modules, Collaborations, Microsoft Teams, and Settings. At the top of this list, 'CHEM110' is highlighted with a red box. A red arrow points from this 'CHEM110' label to a card in the main workspace area. The card features a chemistry-themed icon (flasks and beakers) and the text 'CHEM110', also enclosed in a red box. The top of the interface shows the 'CHEM110' team name and 'Microsoft Teams' branding.



## Access a meeting agenda view with the improved Teams Meetings LTI app

The Microsoft Teams Meetings LTI app will help educators and students more easily integrate class meetings into their courses.

Use the Teams Meetings LTI app to:

- ✓ Schedule individual or recurring meetings within the course in LMS and set meeting options (subject to tenant policies)
- ✓ View past & upcoming meetings within the LMS course calendar
- ✓ Join or edit the details of a Teams meeting from the LMS course
- ✓ Engage across desktop and web platforms

Initial release will not support channel meetings, the display of meeting recordings, or syncing of meetings with the LMS calendar.

The screenshot displays the Microsoft Teams Meetings LTI app interface. On the left is a blue navigation sidebar with icons for Account, Dashboard, Courses, Calendar, Inbox, History, and Help. The main content area shows a meeting agenda for 'Intro to IoT'. The agenda is organized by date: '19 Dec, Tue · Today', '20 Dec, Wed · Tomorrow', and '22 Dec, Fri'. Each meeting entry includes the time, duration, title, location, recurrence information, and a list of invited participants. Action buttons like 'Join' and 'Accepted' are visible for each meeting.

Date	Time	Duration	Meeting Title	Location	Recurrence	Participants	Actions
19 Dec, Tue	8:30 AM	30 min	Office Hours	Gallard 102	Occurs every week	Cara Coleman invited you + 31 others	Join, Accepted, ...
19 Dec, Tue	11:00 AM	1 hr	Lecture	Gallard 210	Occurs every Tue, Wed, Fri	Cara Coleman invited you + 31 others	Join, Accepted, ...
20 Dec, Wed	11:00 AM	1 hr	Lecture	Gallard 210	Occurs every Tue, Wed, Fri	Cara Coleman invited you + 31 others	Join, Accepted, ...
22 Dec, Fri	9:30 AM	30 min	Study Group A			Dylan Smith invited you + 2 others	Join, RSVP, ...
22 Dec, Fri	11:00 AM	1 hr	Lecture	Gallard 210	Occurs every Tue, Wed, Fri	Cara Coleman invited you + 31 others	Join, Accepted, ...





## Find and embed Office docs with the new OneDrive LTI app

The OneDrive LTI app replaces the O365 LTI app and allows educators and students to create course content, complete assignments and collaborate using OneDrive and Microsoft 365... all without leaving Canvas.

- ✓ Integrates with Canvas assignment, collaboration, and grading workflows
- ✓ Educators can add Microsoft files to course content and assignments
- ✓ Students can work on Microsoft document assignments and collaborations
- ✓ Support for multiple OneDrive accounts
- ✓ Modern and updated user experience including new OneDrive picker and new Microsoft viewers and editors

The screenshot shows the OneDrive LTI app interface. On the left is a navigation sidebar with options like Account, Admin, Dashboard, Courses, Calendar, Inbox, Commons, and Help. The main content area is titled "OneDrive" and features a "Pick a file" sidebar with categories like Recent, My Files, Shared, and Shared Libraries. Below this is a list of recent files:

Name	Date Modified	Activity
▼ Today (4)		
Chemistry Notebook Chemistry 101 > Resources	Just now	
Elements Quiz.xlsx Chemistry 101 > Unit 1	3h ago	
Acids and Bases Presentation.pptx Chemistry 101 > Unit 1	6h ago	Carlos S edited Yesterday at 3:30pm
Chemical Reactions Data.xlsx Downloads > Course Content	6h ago	
▼ Last Week (10)		
Periodic Table Worksheet.docx Chemistry 101 > Unit 1	Mon at 9:00 am	Daisy P edited Yesterday at 3:30pm

At the bottom of the interface, there are buttons for "Embed", "Link", and "Cancel". Below the file list, there is a "Display Grade as" dropdown set to "Points" and a checkbox for "Do not count this assignment towards the final grade".



Interested? Let us know  
by signing up here:

[aka.ms/CanvasM365](https://aka.ms/CanvasM365)

